



2010-2011 GMT Reports for District (or Undistricted) **District 324A1 INDIA**

GMT: **M NAGARAJAN**

Location: **INDIA**

GMT CA: **6**

CLUBS

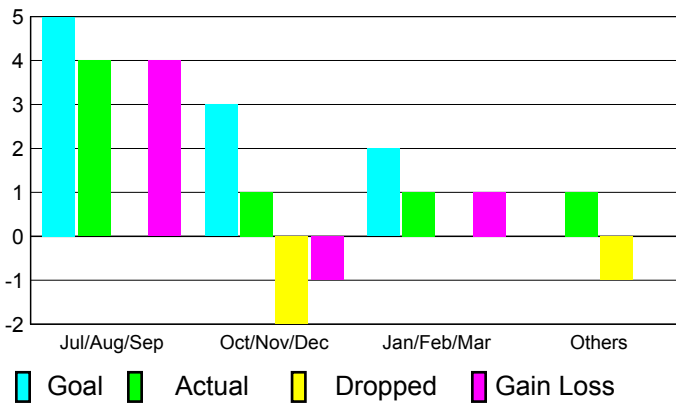
**Club Results
2010-2011**

**Clubs
2009-2010**

Month	New Club Goal	Actual New Clubs	Actual Dropped Clubs	Gain/Loss of Clubs	Gain/Loss of Clubs
Jul/Aug/Sep	5	4	0	4	10
Oct/Nov/Dec	3	1	-2	-1	1
Jan/Feb/Mar	2	1	0	1	5
Apr/May/June	0	1	-1	0	4
Totals	10	7	-3	4	20

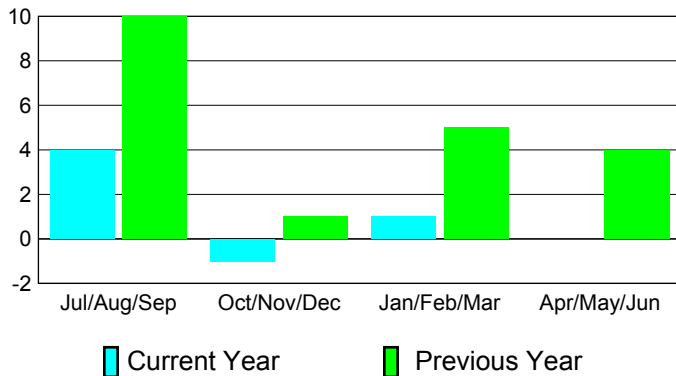
Club Results 2010-2011

Goal, New, Dropped, Gain/Loss




Comparison of Club Gain/Loss

Current Year Compared to the Previous Year



YTD Status Quo Clubs 2010-2011

Status Quo Clubs Compared to Status Quo Members



MEMBERSHIP

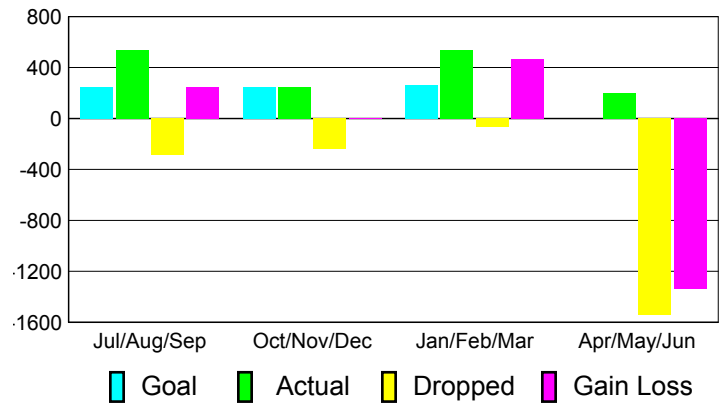
**Membership Results
2010-2011**

**Membership
2009-2010**

Month	Net Memb Goal	Actual New Memb	Actual Dropped Memb	Gain/Loss of Memb	Gain/Loss of Memb
Jul/Aug/Sep	250	536	-290	246	370
Oct/Nov/Dec	250	244	-243	1	122
Jan/Feb/Mar	260	536	-69	467	486
Apr/May/June	0	200	-1540	-1340	748
Totals	760	1516	-2142	-626	1726

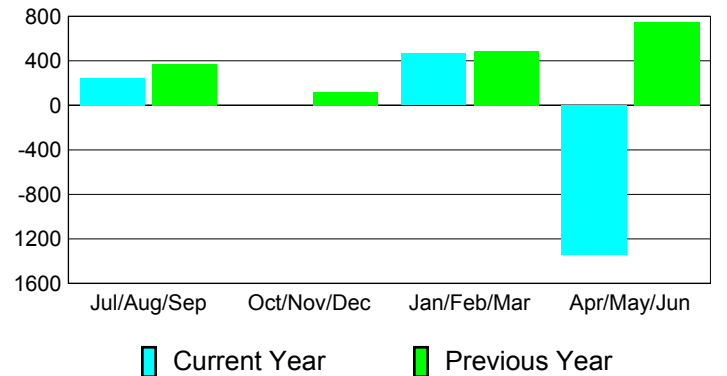
Membership Results 2010-2011

Goal, New, Dropped, Gain/Loss

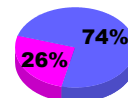


Comparison of Membership Gain/Loss

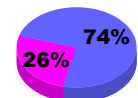
Current Year Compared to the Previous Year



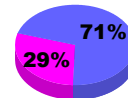
Gender Comparison 2010-2011



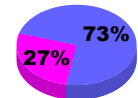
Jul/Aug/Sep



Oct/Nov/Dec



Jan/Feb/Mar



Apr/May/June

Male

Female